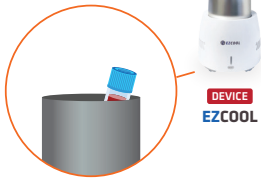


STEP 1: DRAW BLOOD



Draw blood into both the **BLUE** and **ORANGE** 13ml tubes.



Place the **BLUE** tube in the cooler.

STEP 2: ALBUMIN PREPARATION



Spin the **ORANGE** tube with the counterweight tube at

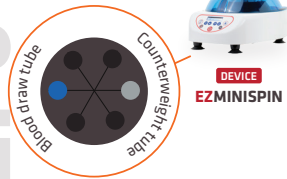
2600 RPM / 7min



Withdraw the Albumin into the 5ml **ORANGE** syringe and heat at


75° / 12 - 16 min

STEP 3: EZPRF PREPARATION



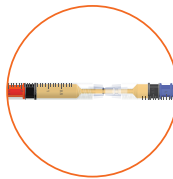
Spin the **BLUE** tube with the counterweight tube at

1100 RPM / 5min




Withdraw the **PRF** into the 5ml **BLUE** syringe and cool.

STEP 4: EZGEL PREPARATION



Connect the **ORANGE** and **BLUE** syringes, and mix content.



Transfer to the provided 5 x 1ml **RED** syringes.

 **EZGEL is ready to use!**



EZGEL

The Autologous
100% Natural, Regenerative & Bio-stimulating GEL